

BIKESPEED-KEY

Active/Performance with plugable Cable set

for all Bosch Active- and Performance-Line Engines from year 2014 to 2020



Product description

bikespeed-key is a simple and compact kit consisting of a tuning-chip and a cable set to bypass the speed limit of 25km/h in Bosch Pedelec engines.

The chip bisects the speedometer from a velocity of about 20km/h. This way, the scope of the support provided by the engine is enhanced to a maximum of 50km/h.

After installing ¹⁾ the cable set, which can simply be put between engine and speed sensor, the chip can be plugged in and out at any time (even while riding).

Product Liability / Liability Exclusion

We were not able to figure out whether running the bikespeed-key with the cable installed but without a chip plugged in is permitted on public roads. That is why we expressly point out that the mere installation of the interface may already be an offence against (german) road traffic regulations, driving without insurance, §6 obligatory-insurance law respectively! We therefore recommend using a modified bicycle on private property only. Running the bikespeed-key in public traffic is expressly prohibited by road traffic regulations!

Installing and running the bikespeed-key is done in personal responsibility; liabilities for damages or subsequent damages as well as legal consequences for bikespeed are excluded in every case.

Please inquire about legal consequences that may result for you from installing the system before you use it.

We expressly point out that using the bikespeed-key leads to a loss of warranty by the manufacturer. Furthermore there are no claims to product liability for your pedelec/e-bike viable for the manufacturer and bikespeed.

bikespeed especially cannot guarantee that brakes, frames, running gears, tires etc. are designed for the use of the tuning-component.

Attention: Only plug the bikespeed-key into the connection cable provided. Never plug it into a USB-slot (e.g. on your PC)!

Installation:

Attention:

- Remove the battery before working on your bicycle!
- the installation may only be conducted by an expert!
- All information without guarantee!

To install the bikespeed-key with plug-in cable set the gravel deflector of your engine has to be dismantled. In order to do this you have to remove the treadle on the opposite side of the chain guide. Please keep to our pictured instructions for this procedure.

Installing the bikespeed-key cable set:

Tools required: Allen Key (size 8), Crank puller (Lifu), Torx (T20), slotted screwdriver with a blade of 2.5mm or Bit holder

1. Remove the attachment screw of the treadle on the opposite side of the chain guide. (Left) For most bicycles with a Bosch-engine you will need an Allen Key size 8 to do this.



2. Dismount the treadle with a suitable crank puller (e.g. picture: Lifu, used for most bicycles with a Bosch-engine)



Screw the crank puller into the thread of the attachment screw and dismount the treadle with a suitable Allen key.



3. Remove the three screws of the gravel deflector. (tool: Torx T20)




4. Remove the gravel deflector.




5. Remove the plug of the speed sensor.

The correct socket is marked red in the picture.



The removed plug is two-pole and grey.




6. Put the plug of the bikespeed-cable set into the socket that has become available.

The plug only fits into this socket, only in the correct direction.



The plug has to be inserted as far as it will go. The silicon seal may no longer be visible. Upon delivery we apply some Vaseline onto the seals for lubrication. If there is not enough lubrication, you may renew it. Please advance with care when you insert the plug. Do not use force!

7. Put the dismantled plug of the speed sensor into the free socket of the bikespeed cable set.
Also in this case the plug only fits in the correct direction.




Also put the plug so far into the socket that the seal is no longer visible.

8. Fasten the socket of the bikespeed-cable set to the intended spot of your bicycle. Use e.g. cable strap to fasten the socket and the cable.




Carry the cable to the area of the gravel deflector.
The cable of the bikespeed-key cable set can be shortened to the length required.



9. Skin the brown and grey conductor of the bikespeed- cable set (USB-slot) by about 5mm.

We recommend not to tin-coat the ends!



10. Connect the skinned conductors to the screw terminals. Use a slotted screwdriver with a 2.5mm blade to screw the cables in, or use the bit included.



Please use the following classification for the connection of the cables:

<u>Bosch speed-sensor</u>			<u>bikespeed-connection cable</u>
black	—	↔	— black
or black	—	↔	— brown
red	—	↔	— green ●

The screw terminal for the green conductor of the bikespeed-cable set is additionally marked with a red point.

11. Assemble the gravel deflector and the treadle in reverse order. (Keep to the tightening torques of the manufacturer! ²⁾)
12. Reinsert the battery.

Put the bikespeed-key into the socket of the cable set and off we go!



Have fun, your bikespeed-team!

All statements without guarantee!

¹⁾ We point out that the installation may only be carried out by an expert.

²⁾ http://www.bikipedia.de/wp-content/uploads/downloads/ANTRIEBSSYSTEM_BOSCH.pdf

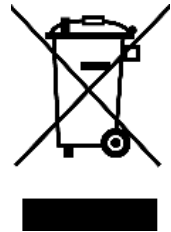
Hint for disposal

Electric and electronic devices that have become waste are called old devices. Owners of such old devices have to bring these to recycling facilities, where these are handled and recorded separately from urban solid waste. Old devices must not end up in the household refuse. In fact they have to be collected in special collecting and recycling systems.

Owners of old devices from private households can dispose these at the public waste disposal authorities or bring them to producer or seller related disposal locations. You can find these disposal locations online:

<https://www.ear-system.de/ear-verzeichnis/sammel-und-ruecknahmestellen.jsf>

The labelled symbol showing the „crossed out waste container“ on electric and electronic equipment indicates that the concerning equipment has to be disposed separately from urban solid waste.



As a producer in terms of the German ElektroG we are registered with the German registration authority Stiftung Elektro-Altgeräte-Register (Benno-Strauß-Str. 1, 90763 Fürth), having been granted the following WEEE registration number: **DE 87104747**

As well at the Elektro Recycling Austria (ERA) GmbH with contract number: **40624**

EC Declaration of Conformity

The manufacturer bikespeed GmbH
Huberstr. 17
97084 Wuerzburg

Hereby declares that the following product:

Product name : bikespeed-key kit
Production year: 2013-2020

is in accordance with all appropriate regulations of the EMV-guideline (EMC) 2004/108/EU, the disposal-guideline 2012/19/EU as well as the RoHS-guideline 2011/65/EU.

Name of the documentation agent: Matthias Braun

Adress of the documentation agent: see adress of the manufacturer

Wuerzburg,

11.12.2019 Matthias Braun, CEO



Date

Signee

Signature



...for more info check www.BIKESPEED.DE